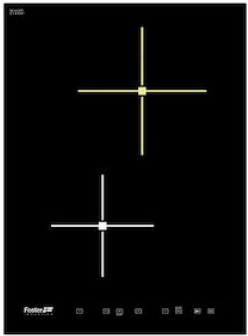


Cooker hob S4000 Domino  
Induction

Induction Hobs

Code: 7322 240



DETAILS

Coloring	Black
Edge/Installation Type	Vertical edge - for flush-mount or over-mount installation
Material	Ceramic glass
Dimensions	380x520 mm
Base size	45cm
Heating element	Two zones
Built-in hole	<a href="#">View technical data sheet</a>
Width	38 cm
Total power	3.700 W

Up	Ø 200 mm-2.300 (3.000)* W
----	---------------------------

Down	Ø 160 mm-1.200 (1.400)* W
------	---------------------------

Power settings	9 power settings per zone + Powerboost
----------------	--

Safety	Safety equipment
--------	------------------

Type	Induction Hob
------	---------------

Type of commands	Touch Control
------------------	---------------

Notes:	* Powerboost
--------	--------------

## FEATURES

Powerboost	Booster function provides increased power to the selected plate. In particular, when the Booster is activated, the plate works for ten minutes at a very high power that allows to heat quickly large quantities of water.
------------	--

Pot detector	All induction cooker hobs detect the pot resting on them, but they also calculate the area they cover. This system allows the energy to be used even more efficiently. Moreover, the plates switch off automatically when the pot is removed.
--------------	---

End-of-cooking programming	All operations are programmed by means of the touch-control on the glass itself. Each cooking plate is capable of independent programming, and thus the possibility to set different cooking times.
----------------------------	---

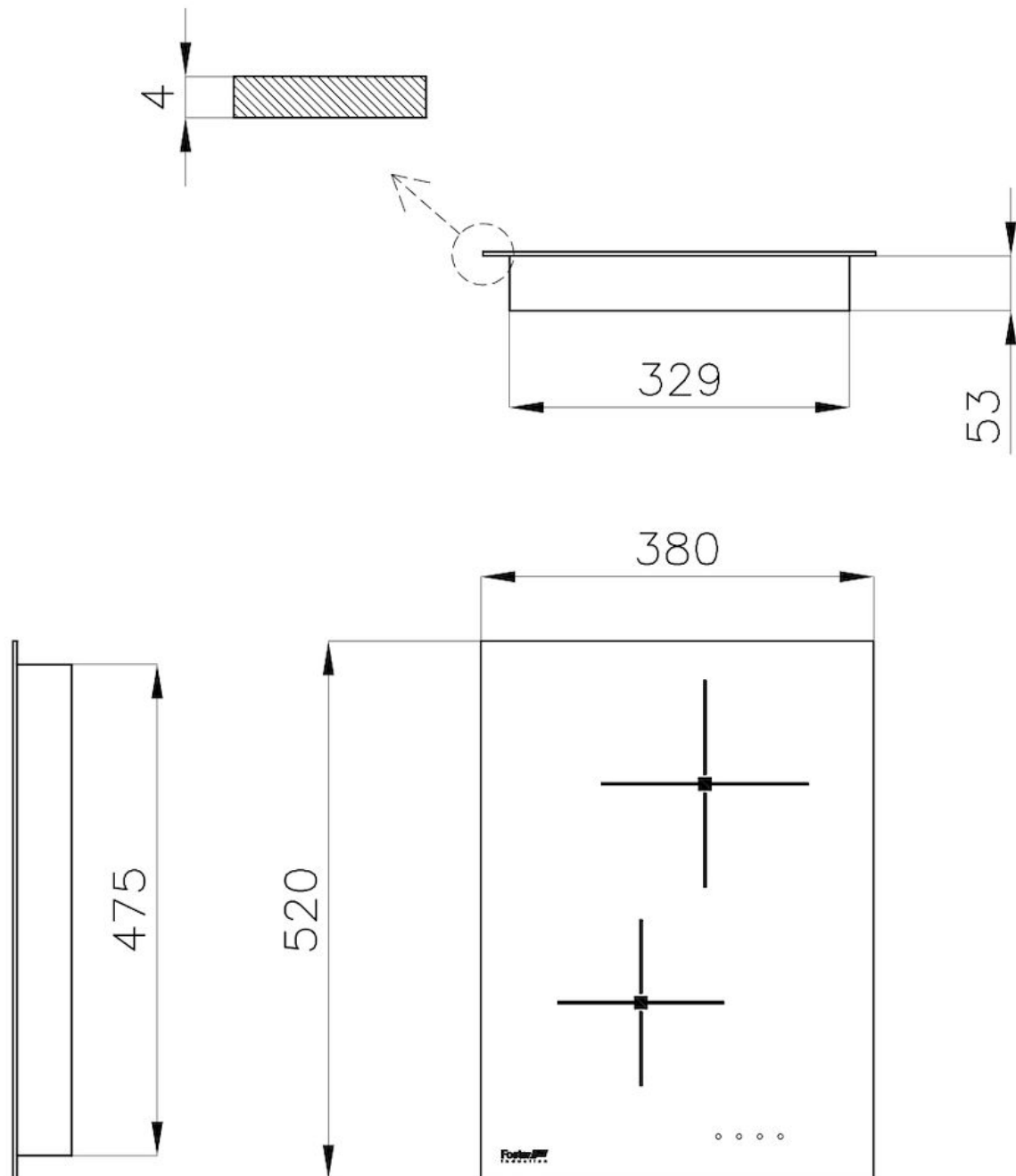
Timer	Independent timer from the end-of-cooking function.
-------	---

Smart fan system	Correct ventilation is essential for the induction hob to function in the best possible way. The Foster system automatically regulates the amount of ventilation to suit the temperatures reached.
------------------	--

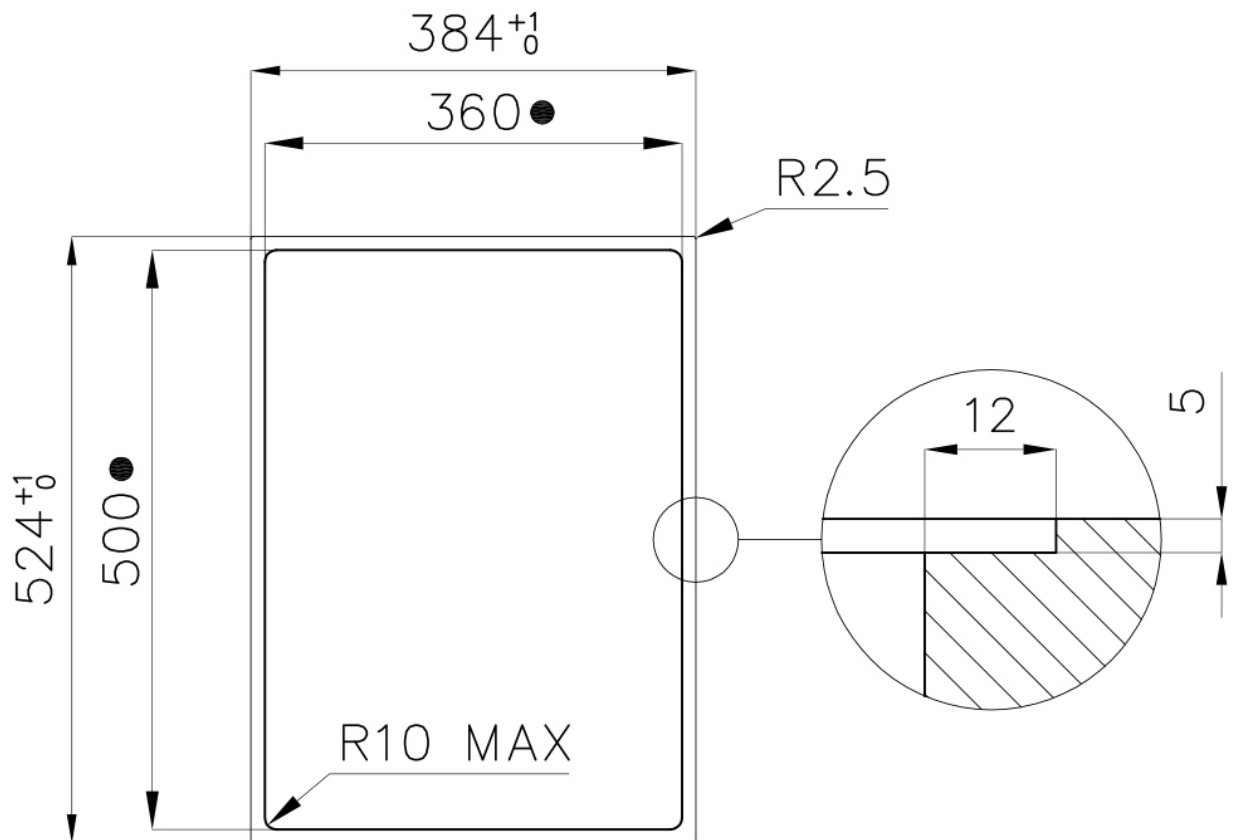
## Safety

All electric cooker hobs feature the most modern and sophisticated safety protections: Centralised power-off function; Child-proof safety lock; Residual heat warning lights. Induction models feature the following functions: Safety System that turn off the hob in the absence of the pot; Overflow detector that automatically turns off the plate in case of liquid overflow; Automatic deactivation to prevent accidents caused by forgetfulness.

## TECHNICAL DATA



Cut out size  
Dimensioni per foratura top



- Built-in cut out for FTS – Foratura per installazione FTS

## OPTIONAL ACCESSORIES



**Spacer for Domino elements**  
8320 000

## RECOMMENDED PAIRINGS



**Hood S4000 Domino Ghost**  
2451 000



**Sink KE Filotop**  
2265 050